

1. Go to <http://sysnews.ncsu.edu> and login with your unity ID and password:

The screenshot shows the SysNews website interface. The 'User Info' section contains the text 'not logged in' and a green circle around the 'login now' link. Other sections include 'Realm Status', 'System Tools', 'Links', and 'System Announcements'.

2. Your ITD Account Quota information is there. Click on Quota Manager:

The screenshot shows the SysNews website after login. The 'User Info' section now displays 'logged in as: dmliuken' and a table of ITD Account Quotas. A green box highlights the 'Quota Manager' link at the bottom of the table.

Type	Used	Quota
afs	13.1 MB	50 MB
email	25.6 MB	150 MB
novell	49.0 MB	65 MB

3. You have options to change your quota for AFS file space, Email, and ITD Novell file space. Enter your new quota, not to go over the total 300MB made available (all three types must have a minimum of 50MB and can't be set below). Then click on Submit Change Request. It will take overnight to process.




Quota Allocation for User Account: dmluken - Microsoft Internet Explorer

Address: https://sysnews.ncsu.edu/tools-bin/usmdb-quota?userid=dmluken

Quota Allocation for User Account: dmluken

[View Request History](#)

Space Usage

Type of Space	Current Usage	Current Quota	New Quota
AFS: K:\ and /afs/unity.ncsu.edu/users/d/dmluken  26% (What's This?)	13.1 MB	50 MB	50 MB (50 - 200)
Email: IMAP and WebMail space  17% (What's This?)	25.6 MB	150 MB	150 MB (50 - 200)
Novell: M:\ and Windows profile space  75% (What's This?)	49.0 MB	65 MB	65 MB (50 - 200)
New Total Quota = 265 MB total must not exceed 300 MB			
<input type="button" value="Submit Change Request"/>			

Allocation Available

Source	Amount
Free Space included with all accounts	300
Total Allocation Available = 300 MB	

SysNews Tools are maintained by ITD Systems
 Contact sysnews_webmaster@ncsu.edu

Done

Start | Novell... | Denise... | Remed... | Docum... | Quota... | google... | denise... | 65 °F